

COVID - 19 Colorado Case Summary



Data is updated daily by about 4 p.m. and includes cases reported through the previous day.

1,430 Cases

184 Hospitalized

39 Counties

10,122 People Tested

24 Deaths

9 Outbreaks*

* At residential and non-hospital healthcare facilities.

Colorado Case Counts by County

Adams	50	La Plata	5
Alamosa	0	Lake	0
Arapahoe	119	Larimer	61
Archuleta	0	Las Animas	0
Baca	0	Lincoln	0
Bent	0	Logan	2
Boulder	66	Mesa	6
Broomfield	10	Mineral	0
Chaffee	5	Moffat	0
Cheyenne	0	Montezuma	0
Clear Creek	3	Montrose	4
Conejos	0	Morgan	3
Costilla	0	Otero	1
Crowley	1	Ouray	0
Custer	0	Park	1
Delta	1	Phillips	0
Denver	262	Pitkin	23
Dolores	0	Prowers	0
Douglas	67	Pueblo	3
Eagle	147	Rio Blanco	0
El Paso	137	Rio Grande	2
Elbert	3	Routt	9
Fremont	1	Saguache	0
Garfield	16	San Juan	0
Gilpin	0	San Miguel	1
Grand	2	Sedgwick	0
Gunnison	57	Summit	9
Hinsdale	1	Teller	7
Huerfano	1	Washington	1
Jackson	0	Weld	107
Jefferson	131	Yuma	2
Kiowa	0	Unknown or Pending	102
Kit Carson	1		
Grand Total			1,430

Cases in Colorado by Age Group

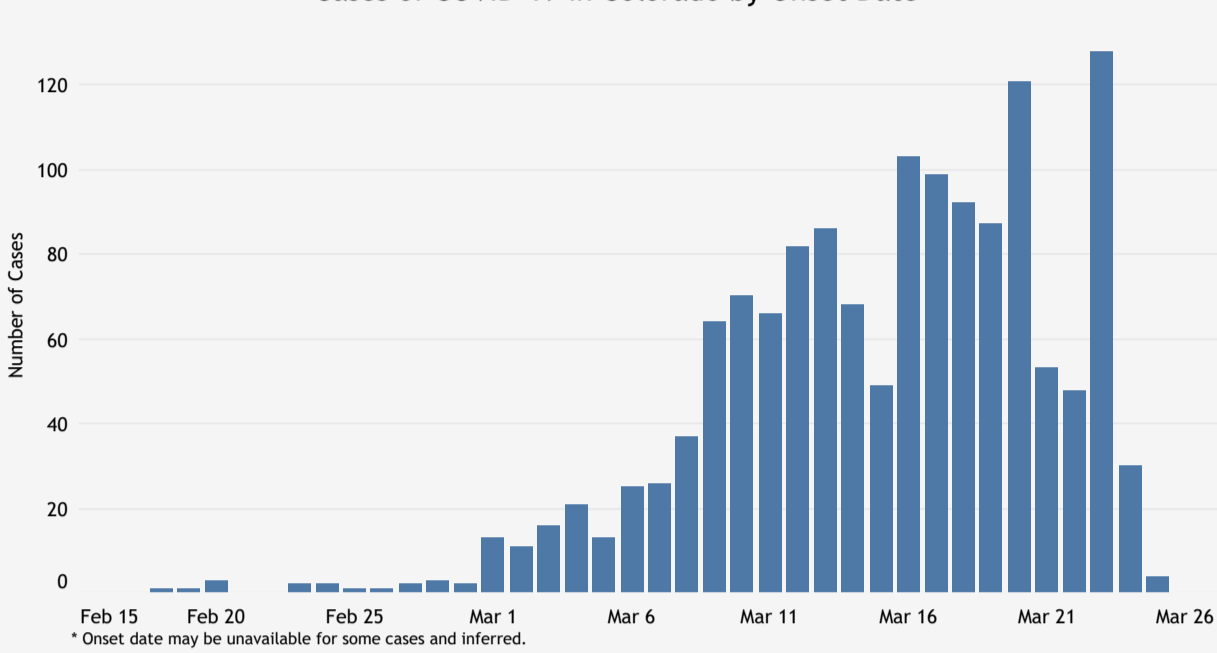
0-9	1.33%
10-19	2.66%
20-29	14.13%
30-39	17.27%
40-49	17.27%
50-59	17.13%
60-69	14.06%
70-79	10.14%
80+	5.66%
Unknown	0.35%

Cases in Colorado by Sex

Female	50.00%
Male	49.09%
Unknown	0.91%

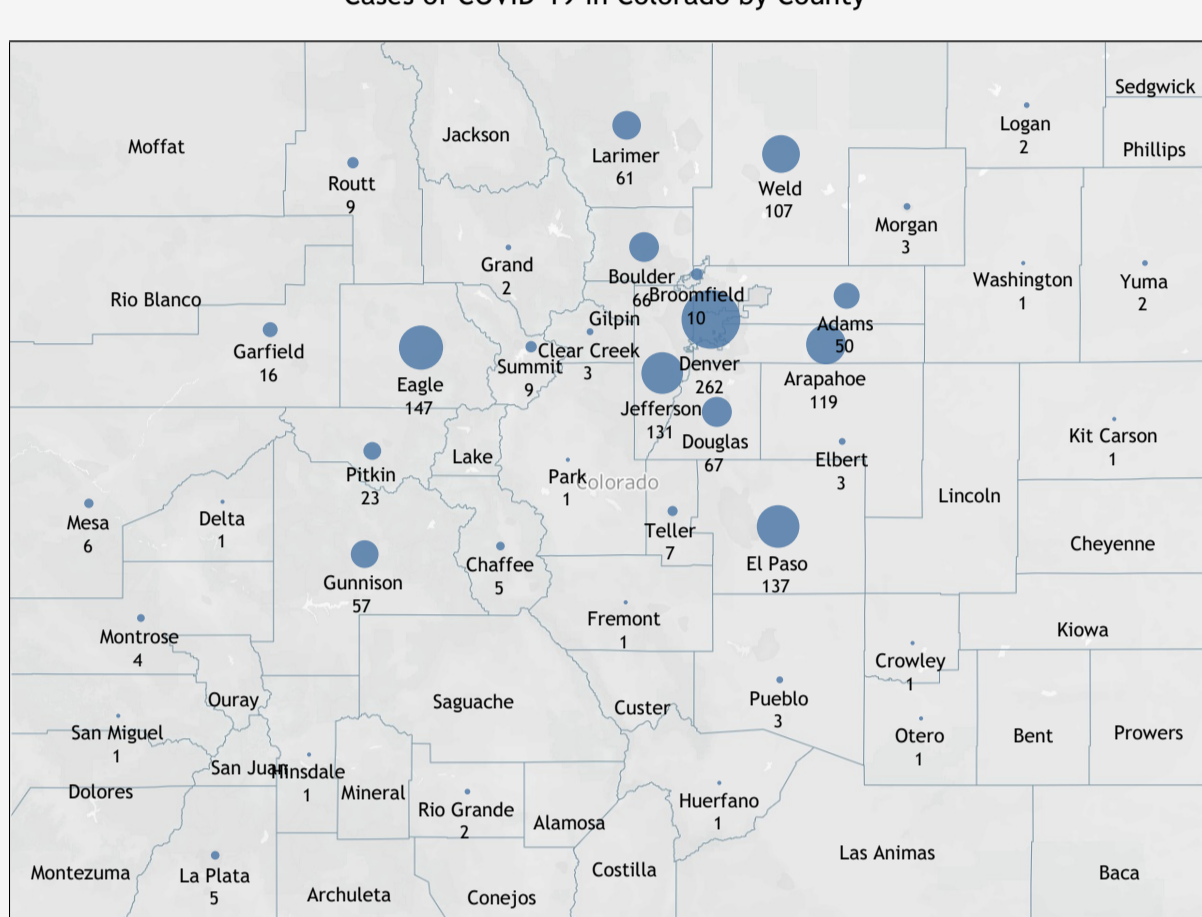
* People who tested positive for COVID-19 in Colorado while visiting are included in the county where they were identified.

Cases of COVID-19 in Colorado by Onset Date



* Onset date may be unavailable for some cases and inferred.

Cases of COVID-19 in Colorado by County

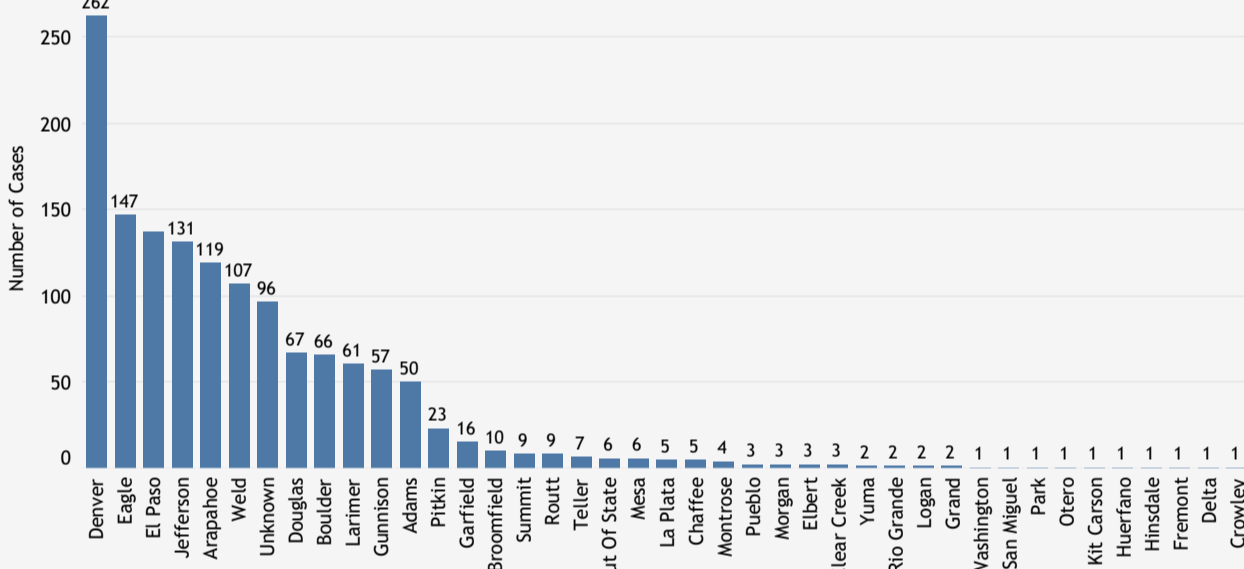


* People who tested positive for COVID-19 in Colorado while visiting are included in the county where they were identified.

** Location of symbols do not represent actual case locations.

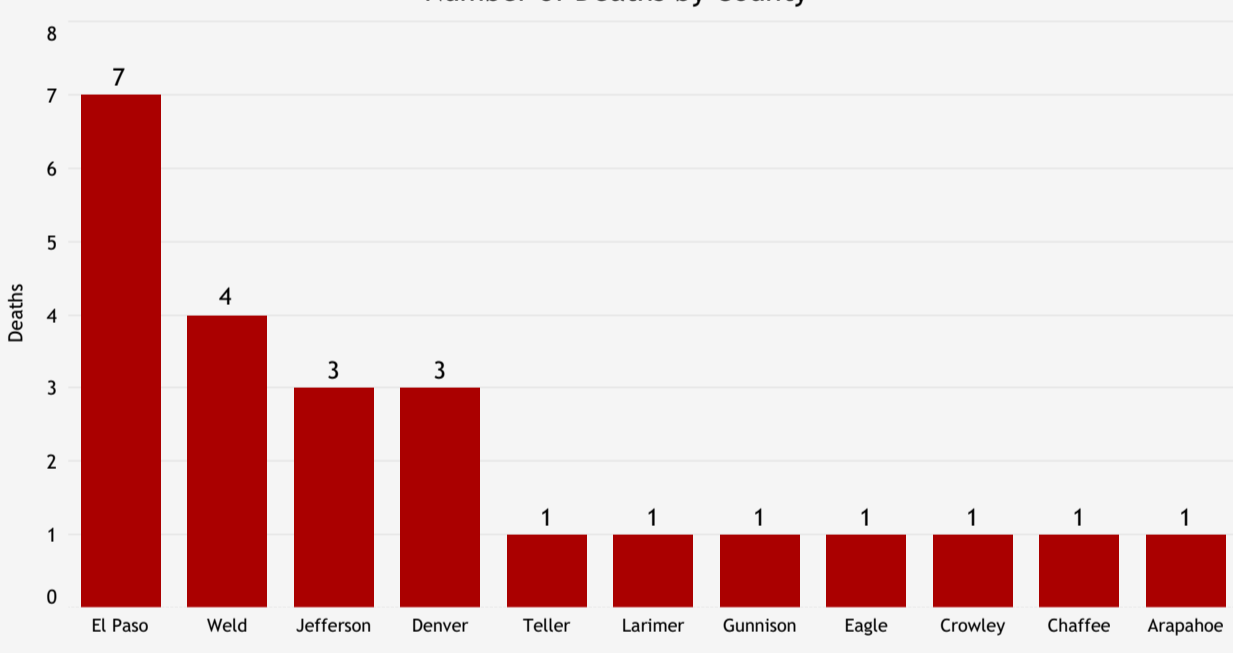
*** Some cases may still be under investigation and county not assigned yet.

Cases of COVID-19 in Colorado by County

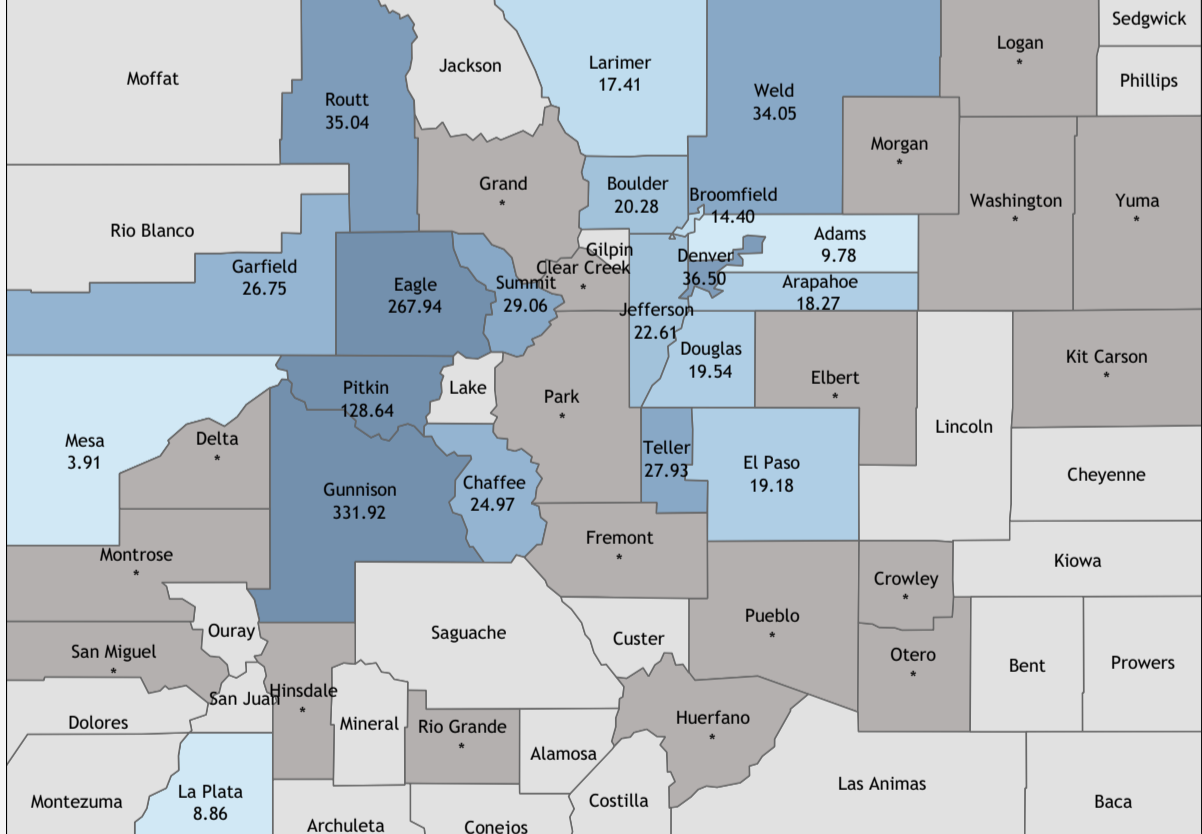


* People who tested positive for COVID-19 in Colorado while visiting are included in the county where they were identified.

Number of Deaths by County



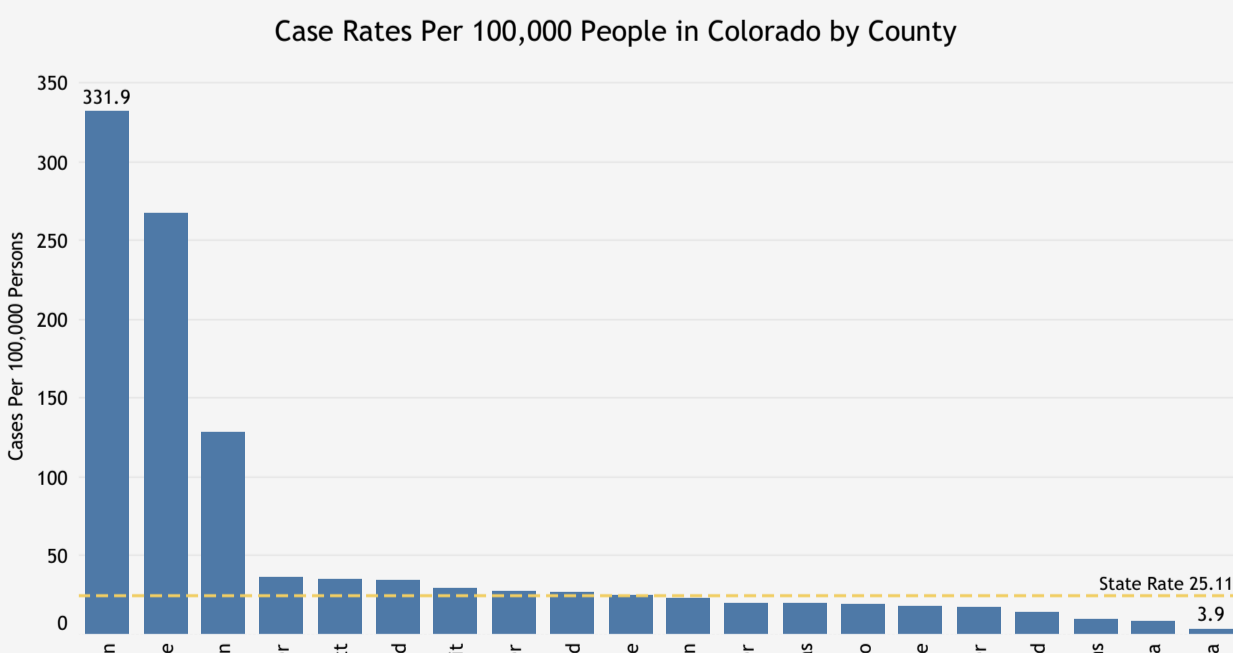
Case Rates Per 100,000 People in Colorado by County



* Rates not shown for counties with less than 5 cases.

** Caution should be used when interpreting rates in counties with small populations.

Case Rates Per 100,000 People in Colorado by County

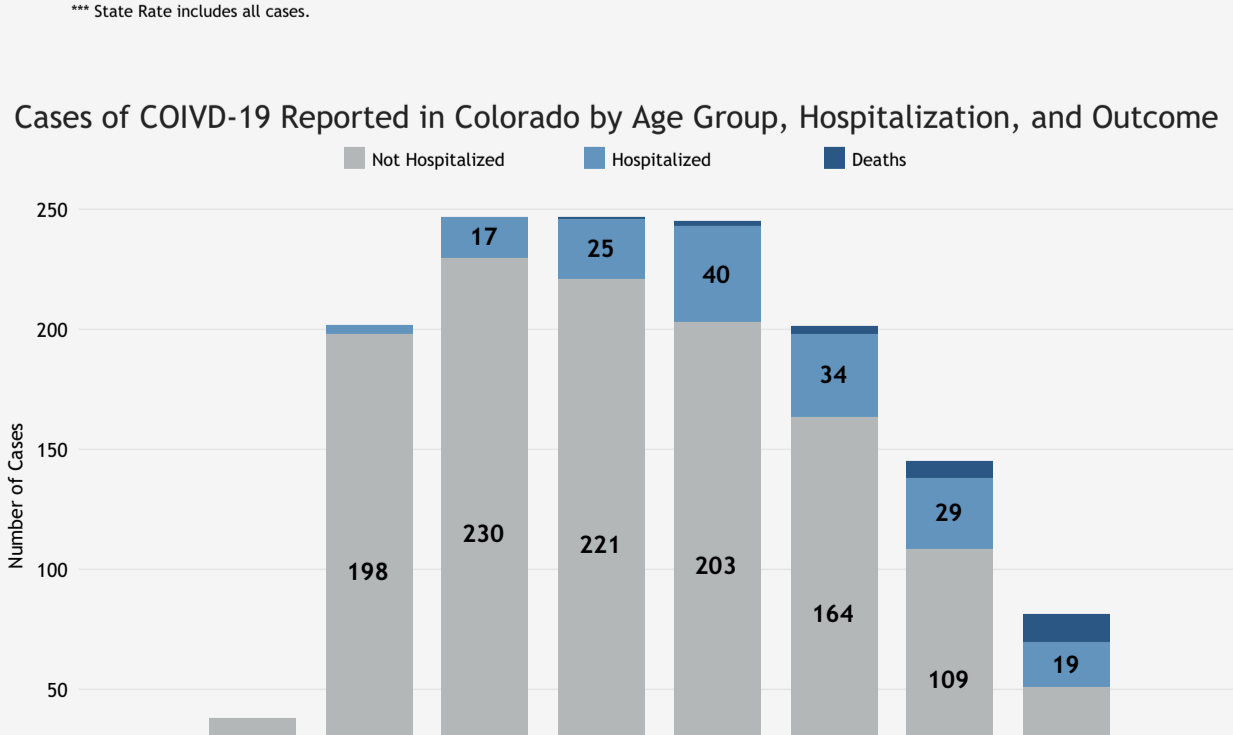


* Rates not shown for counties with less than 5 cases.

** Caution should be used when interpreting rates in counties with small populations.

*** State Rate includes all cases.

Cases of COVID-19 Reported in Colorado by Age Group, Hospitalization, and Outcome



* Data on cases recovered is unavailable.

** Patients who were hospitalized and subsequently died are only counted once as a death

