

COVID - 19 Colorado Case Summary



Data is updated daily by about 4 p.m. and includes cases reported through the previous day.

1,086 Cases	147 Hospitalized	36 Counties	8,064 People Tested	20 Deaths	9 Outbreaks *
-------------	------------------	-------------	---------------------	-----------	---------------

* At residential and non-hospital healthcare facilities.

Colorado Case Counts by County

Adams	38	La Plata	1
Alamosa	0	Lake	0
Arapahoe	88	Larimer	45
Archuleta	0	Las Animas	0
Baca	0	Lincoln	0
Bent	0	Logan	2
Boulder	51	Mesa	5
Broomfield	8	Mineral	0
Chaffee	3	Moffat	0
Cheyenne	0	Montezuma	0
Clear Creek	3	Montrose	4
Conejos	0	Morgan	3
Costilla	0	Otero	1
Crowley	1	Ouray	0
Custer	0	Park	1
Delta	1	Phillips	0
Denver	214	Pitkin	21
Dolores	0	Prowers	0
Douglas	58	Pueblo	3
Eagle	120	Rio Blanco	0
El Paso	122	Rio Grande	0
Elbert	3	Routt	6
Fremont	1	Saguache	0
Garfield	13	San Juan	0
Gilpin	0	San Miguel	1
Grand	2	Sedgwick	0
Gunnison	52	Summit	9
Hinsdale	1	Teller	5
Huerfano	1	Washington	0
Jackson	0	Weld	87
Jefferson	93	Yuma	1
Kiowa	0	Unknown or Pending	18
Kit Carson	0		
Grand Total			1,086

Cases in Colorado by Age Group


0-9	1.38%
10-19	2.39%
20-29	13.90%
30-39	17.22%
40-49	18.78%
50-59	16.57%
60-69	13.63%
70-79	10.41%
80+	5.34%
Unknown	0.37%

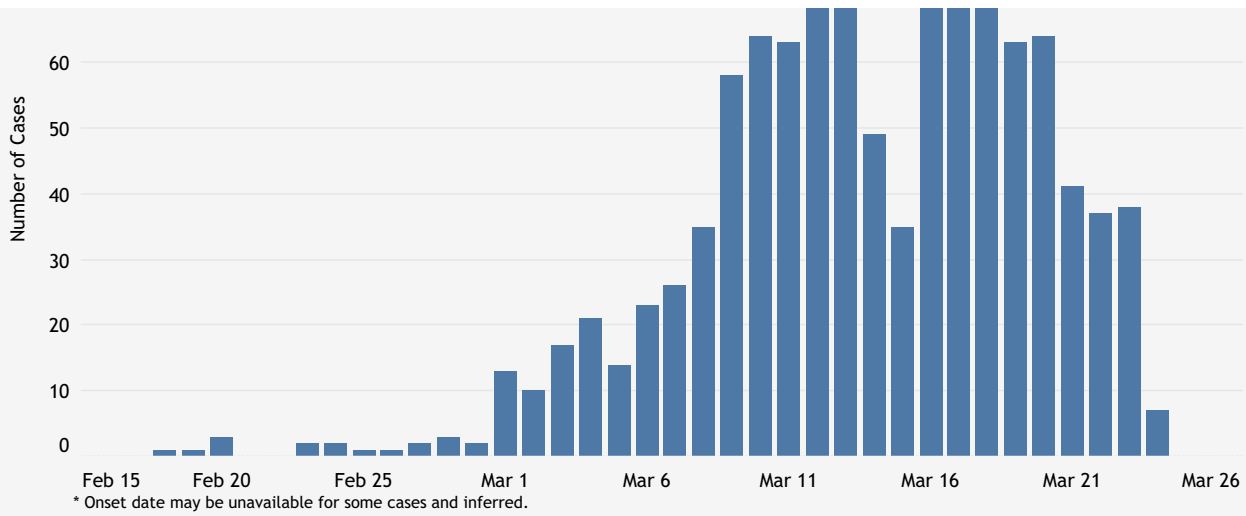
Cases in Colorado by Sex

Female	48.34%
Male	50.55%
Unknown	1.10%

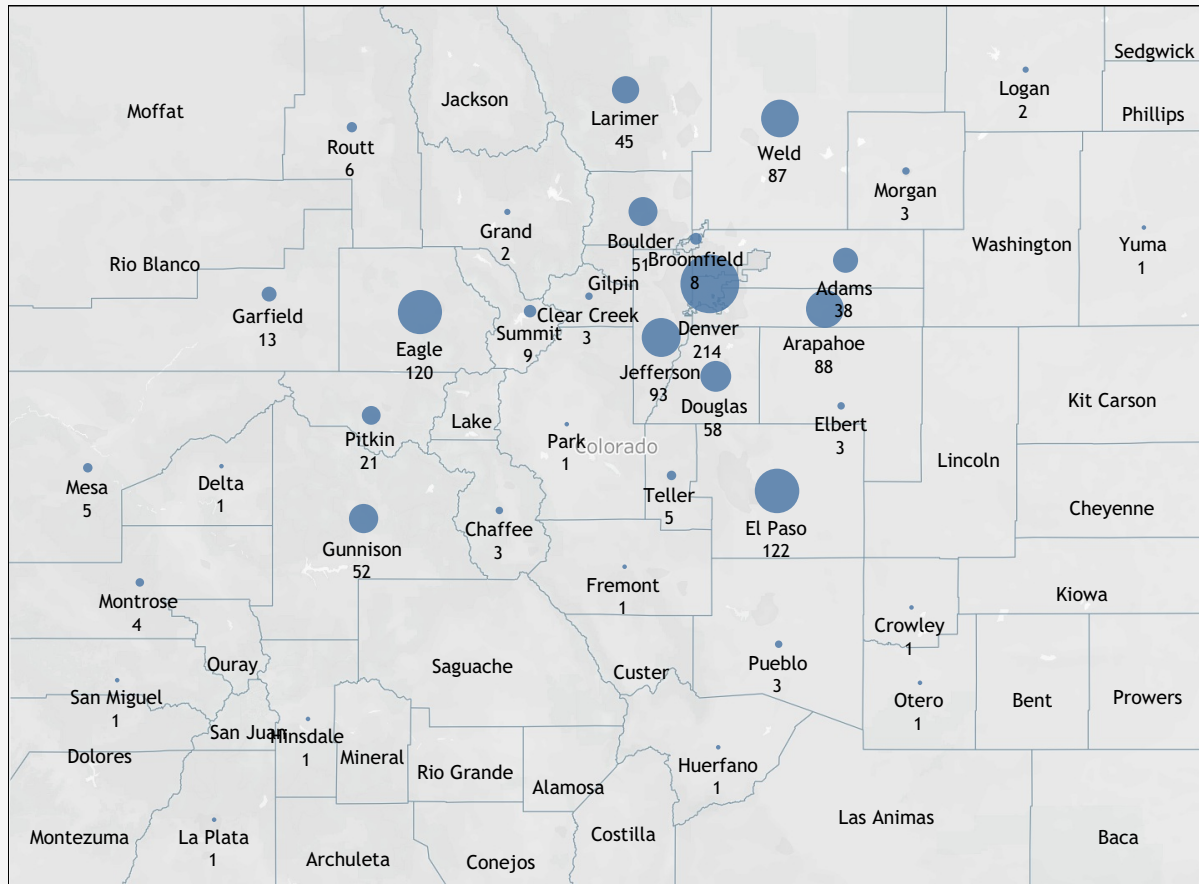
* People who tested positive for COVID-19 in Colorado while visiting are included in the county where they were identified.

Cases of COVID-19 in Colorado by Onset Date





Cases of COVID-19 in Colorado by County

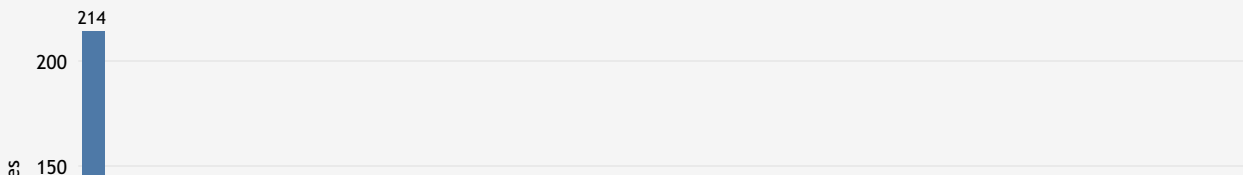


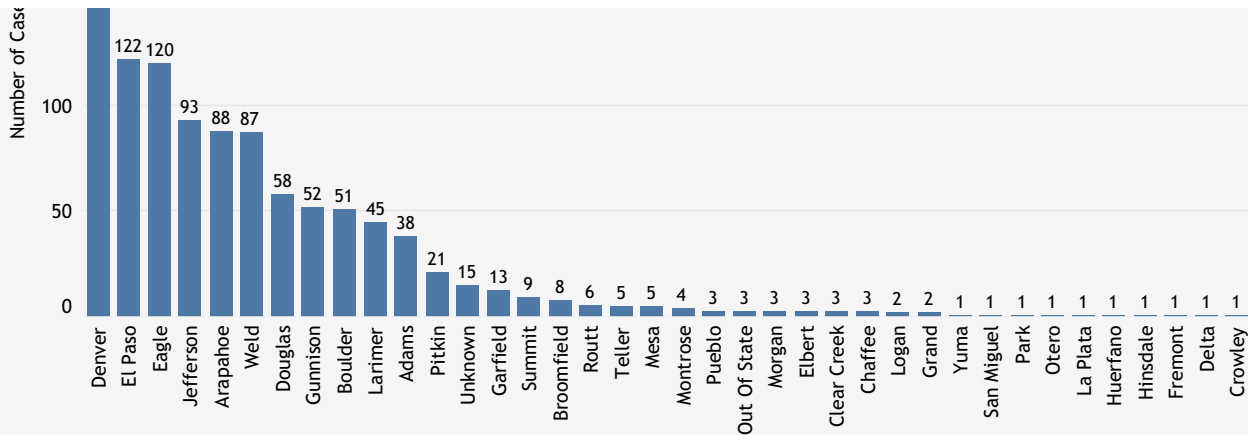
* People who tested positive for COVID-19 in Colorado while visiting are included in the county where they were identified.

** Location of symbols do not represent actual case locations.

*** Some cases may still be under investigation and county not assigned yet.

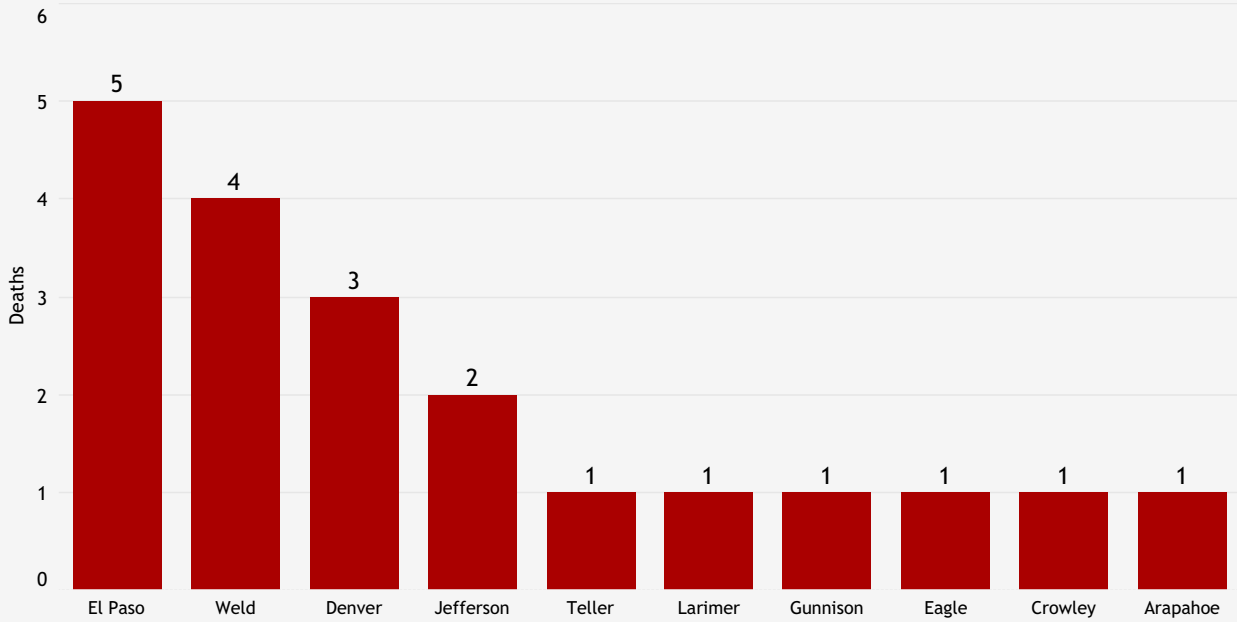
Cases of COVID-19 in Colorado by County



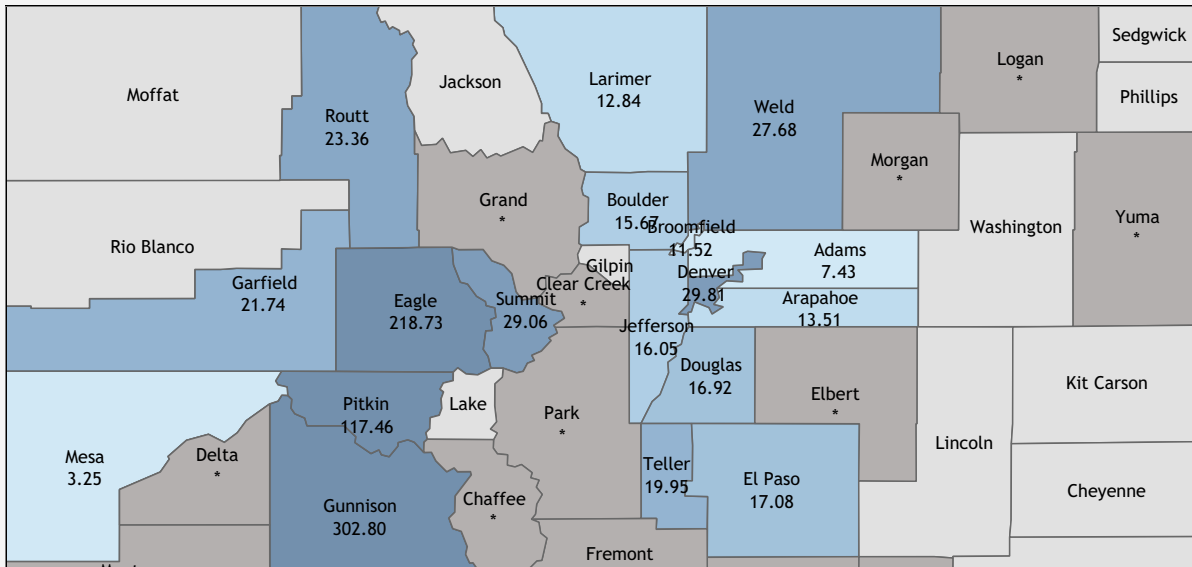


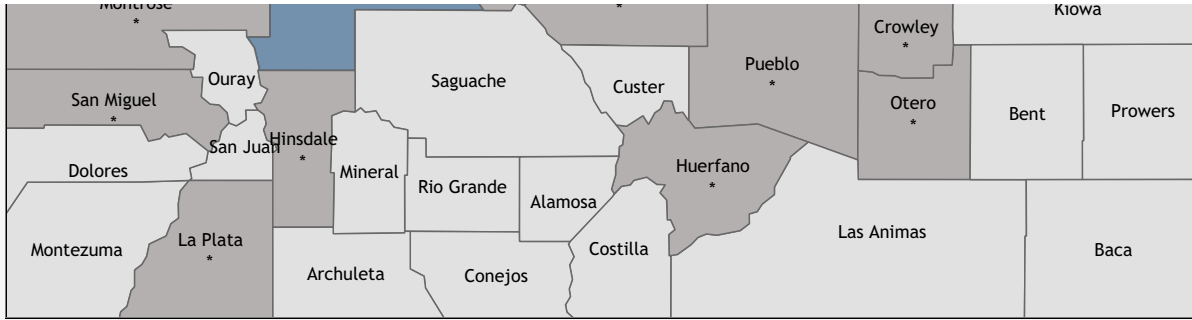
* People who tested positive for COVID-19 in Colorado while visiting are included in the county where they were identified.

Number of Deaths by County



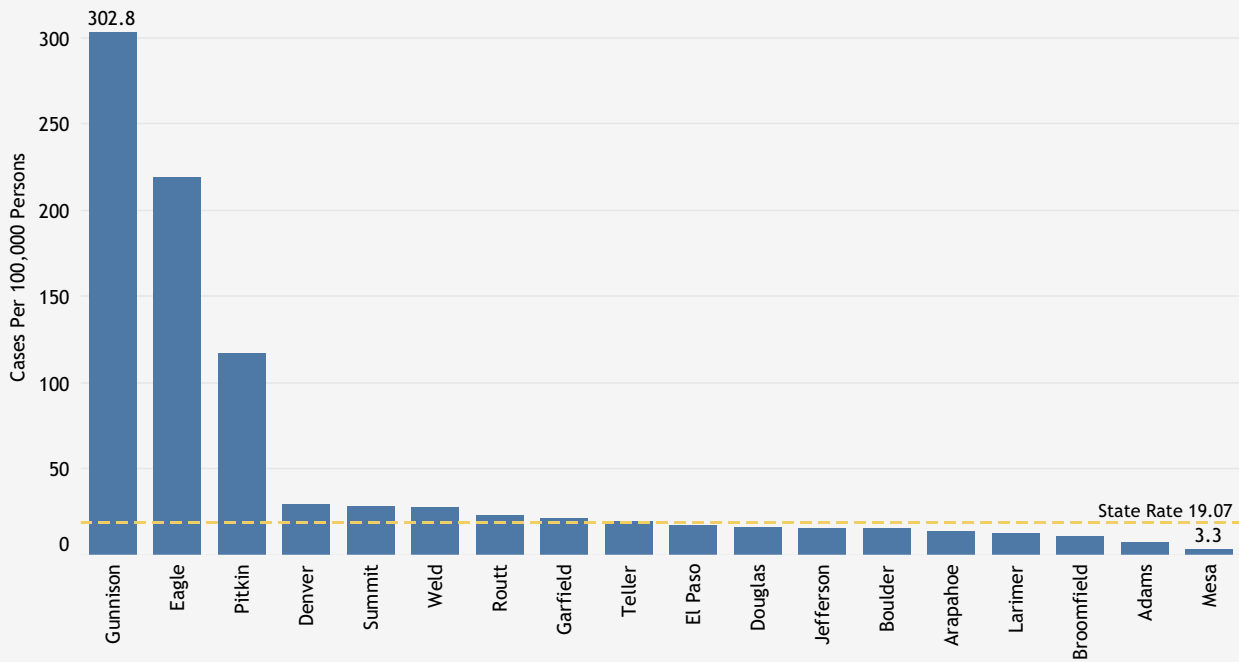
Case Rates Per 100,000 People in Colorado by County





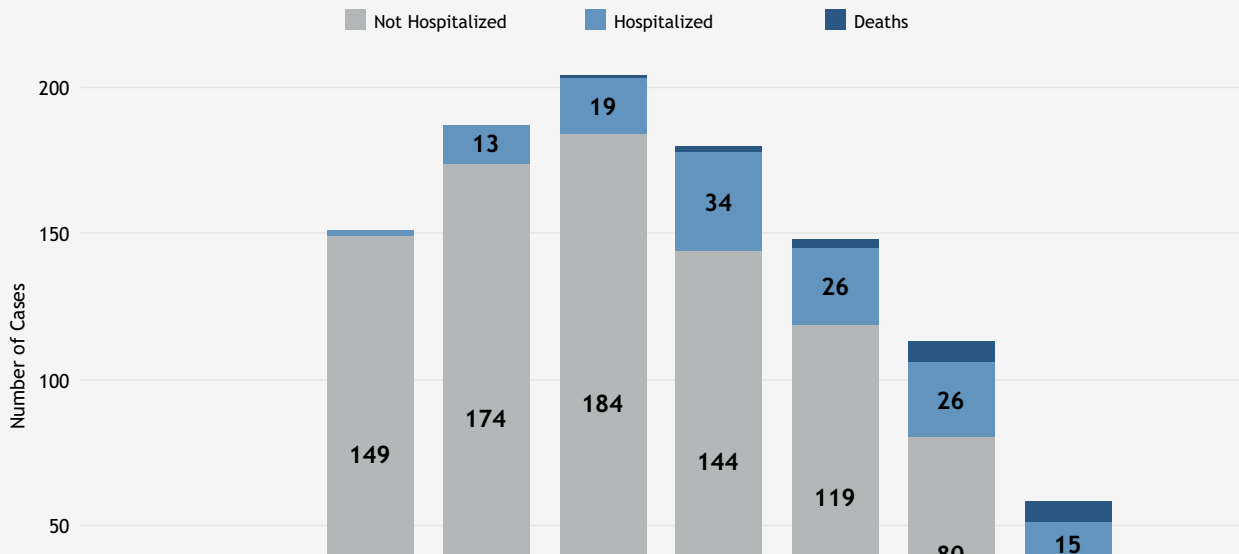
* Rates not shown for counties with less than 5 cases.
 ** Caution should be used when interpreting rates in counties with small populations.

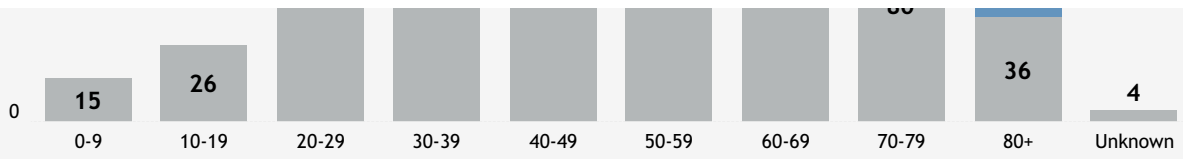
Case Rates Per 100,000 People in Colorado by County



* Rates not shown for counties with less than 5 cases.
 ** Caution should be used when interpreting rates in counties with small populations.
 *** State Rate includes all cases.

Hospitalization Status of Cases Reported in Colorado by Age Group





* Data on cases recovered is unavailable.

