

COVID - 19 Colorado Case Summary



363 cases	41 hospitalized	24 counties	1,680 people tested	4 deaths
-----------	-----------------	-------------	---------------------	----------

Colorado Case Count

Number of COVID-19 cases by county in Colorado. Only cases with confirmed status are included in this report. Cases with unconfirmed status are not included.

County	Cases
Adams	12
Alamosa	0
Anderson	0
Archuleta	0
Bacon	0
Bent	0
Boulder	0
Chaffee	0
Cherokee	0
Crow Creek	0
Custer	0
Delta	0
Denver	12
Douglas	0
El Paso	0
Elbert	0
Garfield	0
Gunnison	0
Huerfano	0
Jefferson	0
Johnston	0
Kanabec	0
Kit Carson	0
La Plata	0
Lake	0
Lincoln	0
Lodges	0
Mesa	0
Mineral	0
Montezuma	0
Moffat	0
Otero	0
Park	0
Pitkin	0
Problema	0
Rocky Mountain	0
Saguache	0
Seminole	0
Silver	0
Summit	0
Teller	0
Washington	0
Weld	0
Windsor	0
Yuma	0
Unassigned or unclassified	24
Total	363

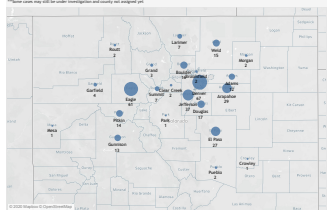
Cases of COVID-19 in Colorado by Age Group

Age Group	Cases
0-4	13
5-9	40
10-14	105
15-19	195
20-24	215
25-29	195
30-34	165
35-39	105
40-44	105
45-49	105
50-54	105
55-59	105
60-64	105
65-69	105
70-74	105
75-79	105
80+	105

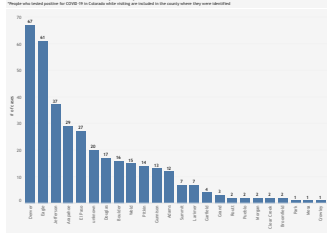
Total tested	1,680
Confirmed cases	363

Colorado Case Count

Number of COVID-19 cases by county in Colorado. Only cases with confirmed status are included in this report. Cases with unconfirmed status are not included.

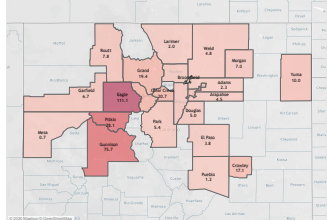


Cases of COVID-19 in Colorado by County of Identification



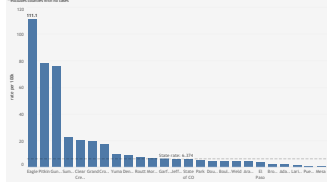
Map of Rates of COVID-19 in Colorado by County

Number of cases per 100,000 population. Counties shaded in red indicate rates in counties with small populations.

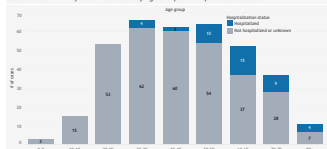


Rates of COVID-19 in Colorado by County

Number of cases per 100,000 population. Counties shaded in red indicate rates in counties with small populations.



Cases of COVID-19 Reported in Colorado by Age Group and Hospitalization Status



Cases of COVID-19 Reported in Colorado by Sex

