

# COVID - 19 Colorado Case Summary

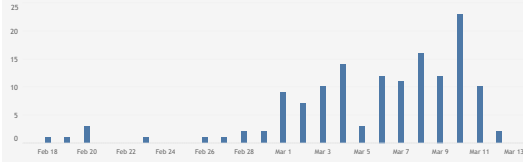
Data is updated daily by about 8pm and may not reflect the actual number of cases.



216 cases	26 hospitalized	20 counties	2,328 people tested	2 deaths
-----------	-----------------	-------------	---------------------	----------

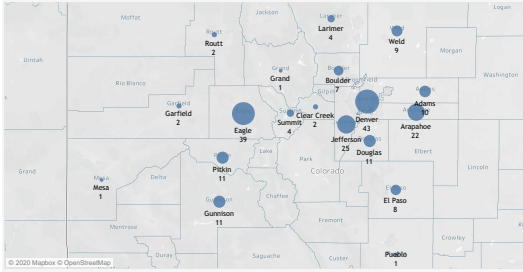
## Cases of COVID-19 in Colorado by Onset Date

\*Start date may be unavailable for cases recently reported



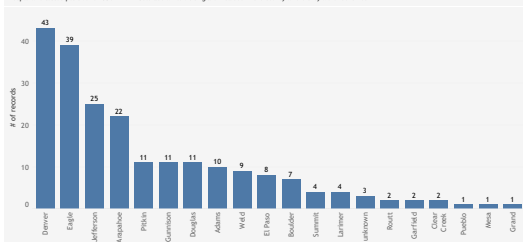
## Colorado Case Count

\*People who tested positive for COVID-19 in Colorado while visiting are included in the county where they were identified.  
 \*\*Location of symbols do not represent actual case locations.  
 \*\*\*Some cases may still be under investigation and county not assigned yet



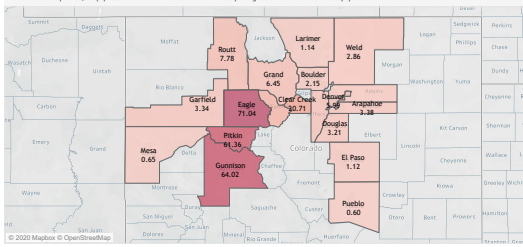
## Cases of COVID-19 in Colorado by County of Identification

\*People who tested positive for COVID-19 in Colorado while visiting are included in the county where they were identified



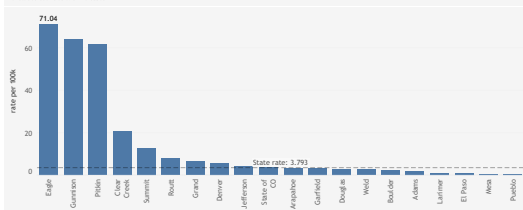
## Map of Rates of COVID-19 in Colorado by County

\*Number of cases per 100,000 population. Caution should be used when interpreting rates in counties with small populations

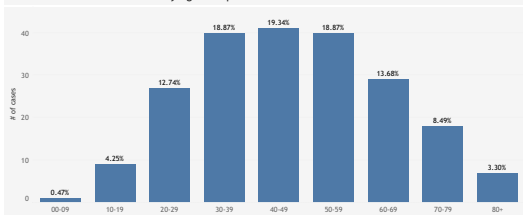


## Rates of COVID-19 in Colorado by County

\*Number of cases per 100,000 population. Caution should be used when interpreting rates in counties with small populations  
 \*\*includes counties with no cases



## Cases of COVID-19 in Colorado by Age Group



## Transmission type

